



Summary Feedback

(Combined feedback broadcasted at multiple times during last 2 weeks)

PRE - RECORDED ST1-ST4 Teaching Programme 2024

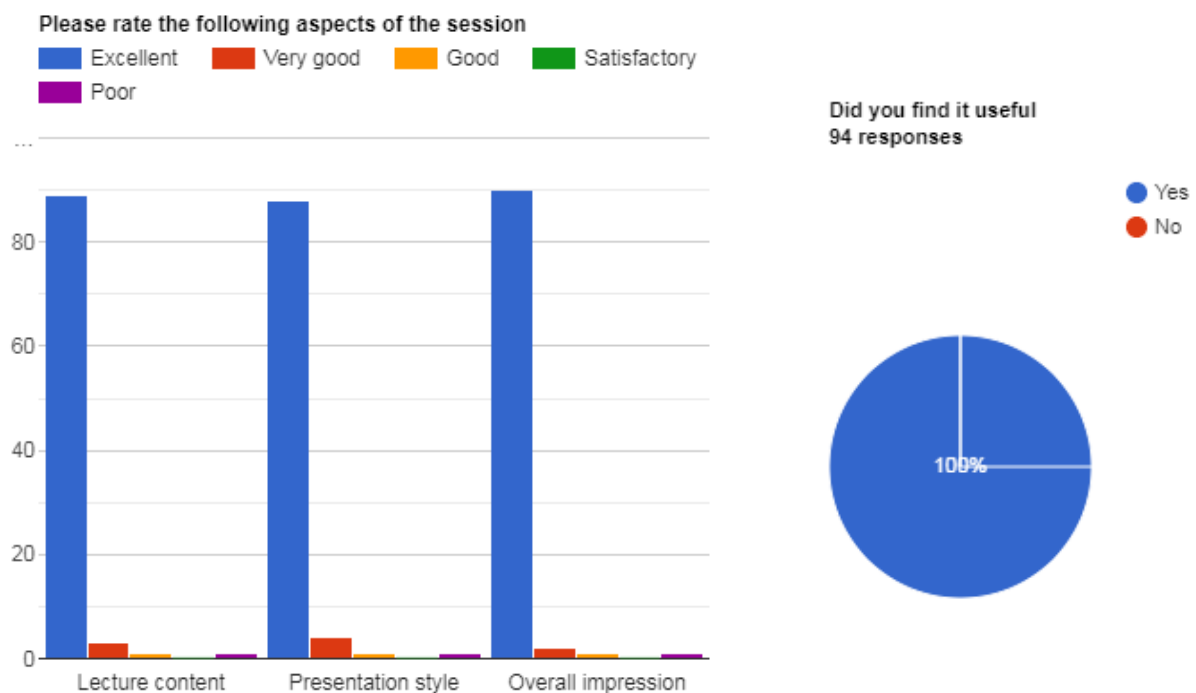
MSK - MRI for FRCR 2B

(a) How to report knee MRI (b) Exam cases viva
(17th 24th and 25th February 2024)

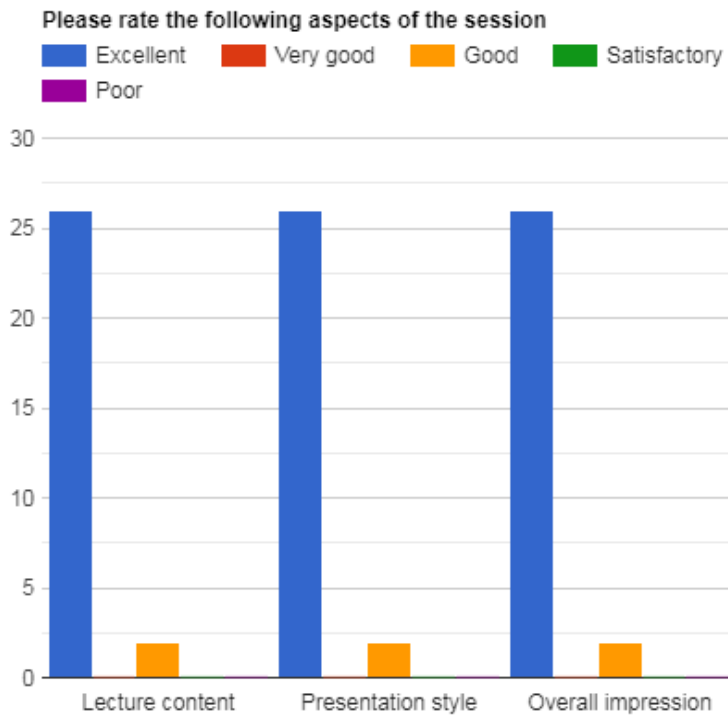
Lecturers: Sajid Butt & Syed Babar Ajaz

Summary Points:

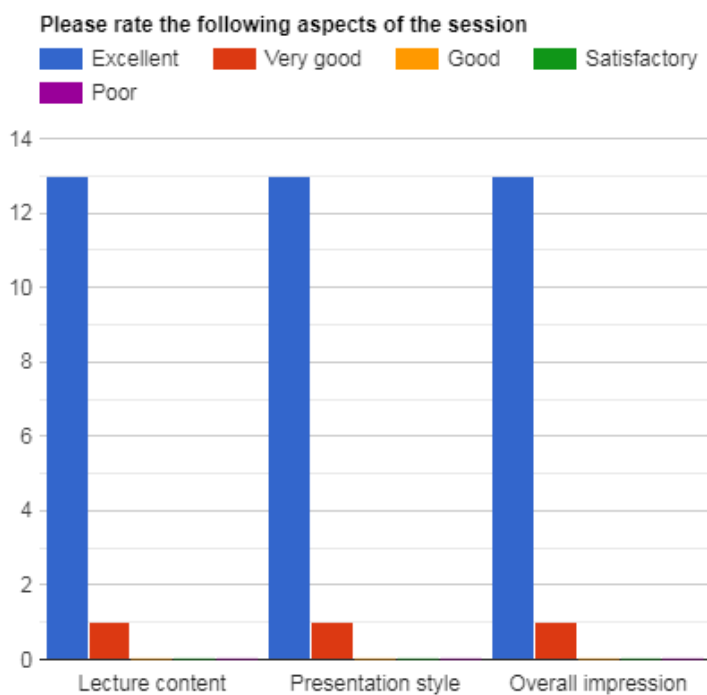
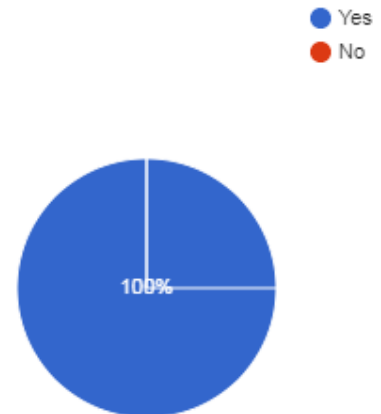
- Total Attendees: 516 from 42 Countries (Algeria, Australia, Bahrain, Bhutan, Brunei, China, Czech Republic, Dominica, Egypt, Ghana, Hong Kong, India, Indonesia, Iran, Iraq, Jordan, Kenya, Malaysia, Maldives, Malta, Myanmar, Nepal, Nigeria, Norway, Oman, Pakistan, Poland, Qatar, Saudi Arabia, Singapore, South Africa, Sri Lanka, Sudan, Swaziland, Syria, Türkiye, UAE, UK, USA, Yemen, Zambia, Zimbabwe).
- Total duration: 3 hours (each session broadcasted multiple times)
- Total feedback received from 136 participants, from three different broadcasts



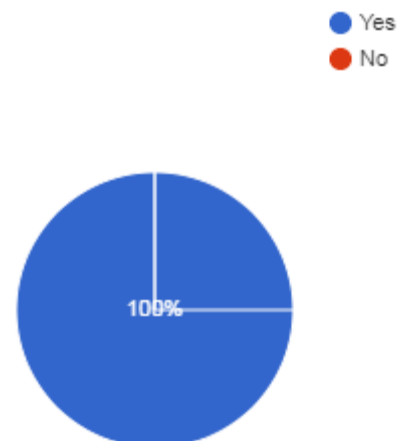
MSK - MRI for FRCR 2B (a) How to report knee MRI (b) Exam cases viva



Did you find it useful
28 responses



Did you find it useful
14 responses



Testimonials

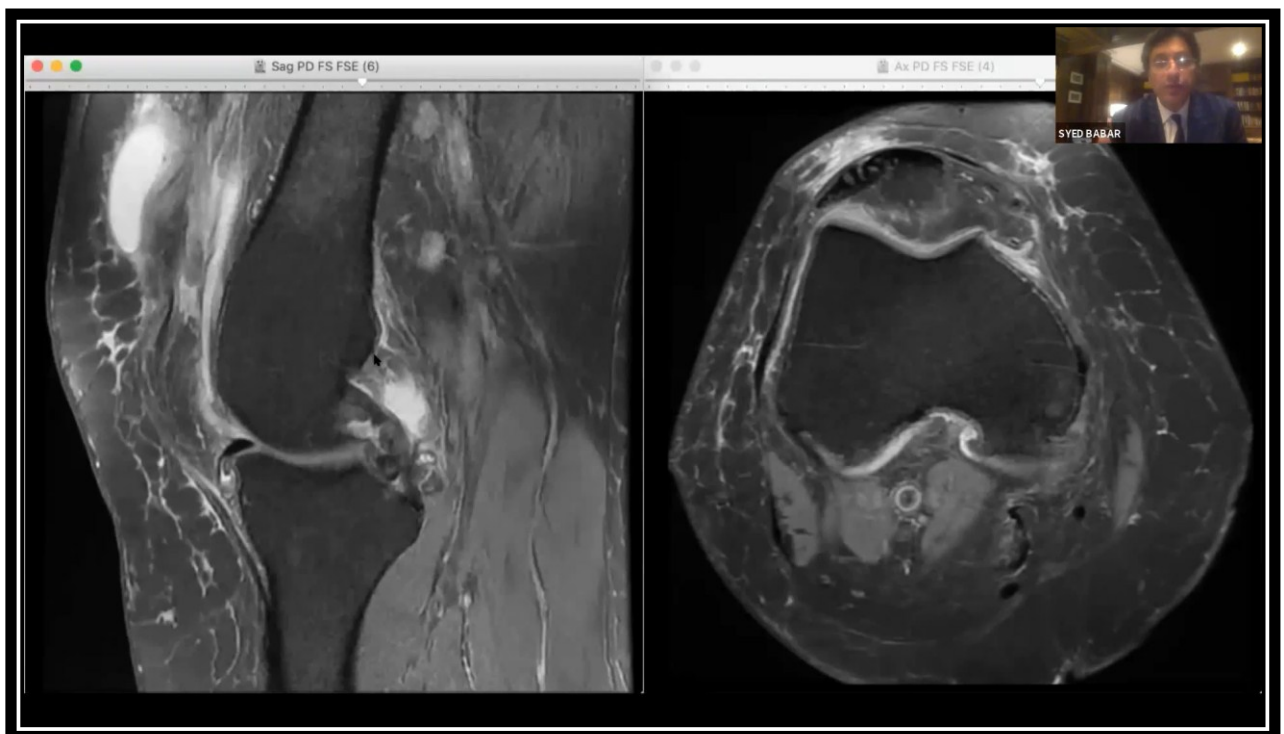
- The MSK discussion by Dr Butt and Syed was out of the world (India).
- Excellent, brilliant, amazing cases and great teaching by Dr. Butt and Dr. Babar. Thank you DKT (Iraq).

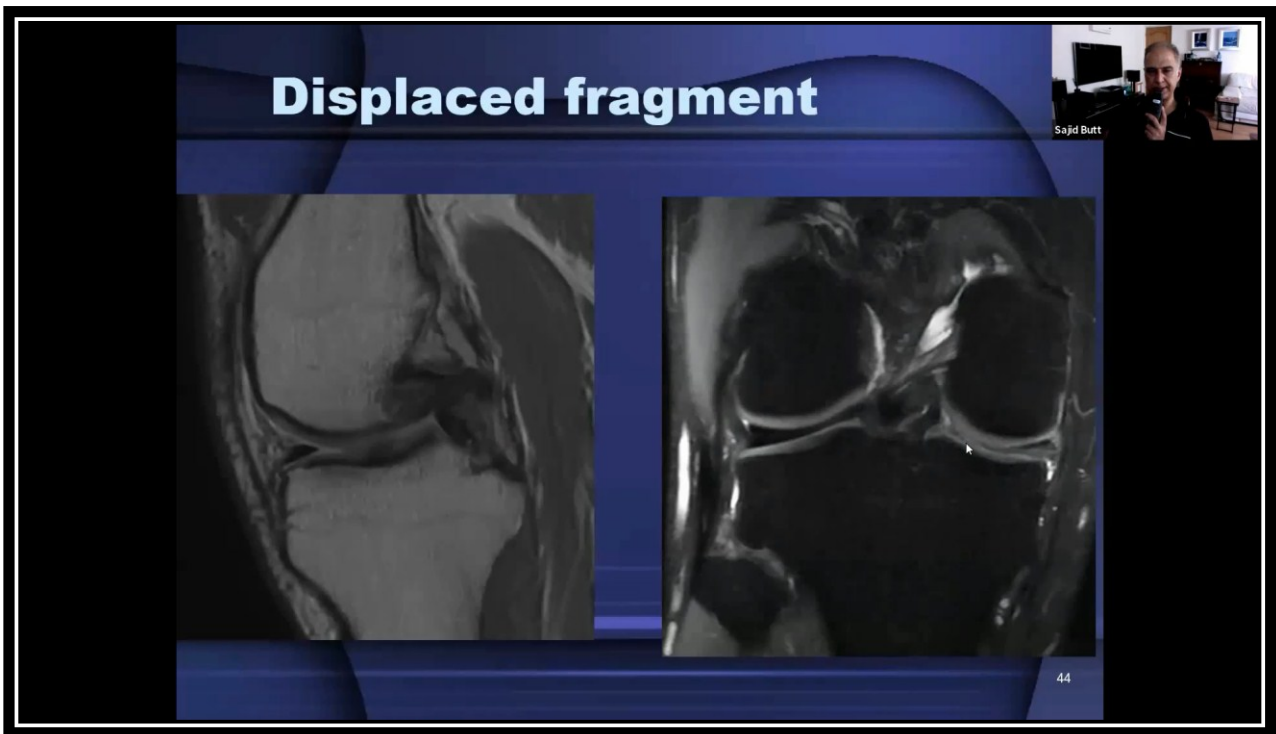
MSK - MRI for FRCR 2B (a) How to report knee MRI (b) Exam cases viva

- Comprehensive teaching of MRI knee. I wish I had seen this as ST1 (UK).
- The practicality of the lectures for daily work as well as structured approach to tackling exam viva questions is extremely well delivered. Thank you to the esteemed presenters and to Dr Khan's team (Malaysia).
- Reporting of knee was a great lecture. The cases were wonderful. Lots of points that I need to add to my reporting of MR knees after this (Pakistan).
- Good content in simple words, best is students are allowed to opine in cases and then conceptual teaching done (India).
- Covering entire aspect of knee essential for 2b in such a concise yet clear manner (India).
- Amazing lectures, great insight on everyday reporting. Much needed especially in our country (Pakistan).
- Excellent cases sharing on MRI (Hong Kong).
- Dr. Babar's systematic approach to interpret a Knee MR was valuable (UAE).
- Provided better explanations regarding what to look at MRI knee joint (Sri Lanka).
- All practical points and mechanism are explained in very simple and impressive way (India).
- Great lecture. Very good learning points (UK).
- Excellent teachers (Pakistan).
- Knee MRI was well dissected (Saudi Arabia).
- Structured approach to knee MRI (India).
- Very, very good (Iraq).
- Fantastic (Saudi Arabia).
- Excellent, thank you! (UK).
- 10/10 (Pakistan).
- Fabulous lecture. Detailed description. Informative session (Algeria).
- Best course (India).
- I liked the detailed explanation (Egypt).
- Images and description of pathology were useful (UK).
- Pertinent to my daily practice (UAE).
- Systematic approach to MR Knee (UK).
- Very good explanations (Malta).
- Excellent knee anatomy and pathology along with real time cases (Pakistan).
- We want more MSK cases with Dr. Babar please, if possible (Yemen).
- Excellent, thank you so much for your time (UK).
- It was easy and understandable way of teaching (Pakistan).
- Brilliant as usual (UAE).
- Brilliant and comprehensive session. Excellent exam cases and guidance (Pakistan).
- I liked the content and teaching style (UK).
- All were useful, specially third part with Dr. Babar (Yemen).
- Excellent session (Pakistan).
- Viva cases were more useful (Oman).
- Teaching of examiners was valuable (India).
- Detailed explanation starting from basics (UK).
- Dr. Babar cases were useful (Saudi Arabia).
- Teaching material and teaching method was useful (UAE).
- Extremely brilliant (UAE).

MSK - MRI for FRCR 2B (a) How to report knee MRI (b) Exam cases viva

- Brilliant (Qatar).
- Nice lecture (Yemen).
- Good team (India).
- Superb session (India).
- I liked the teaching aspect. Lots of teaching (Saudi Arabia).
- Excellent session of MRI knee, covered all aspects (Saudi Arabia).
- Interpretative skills covered (UK).
- I liked the teaching and beautiful cases (Nigeria).
- Excellent session with detail MR knee normal and abnormal cases (Pakistan).
- Woow (Egypt).
- Just perfect (UK).
- It was brilliant as usual (Pakistan).
- Superb (India).
- Excellent teaching (UK).
- Great lecture, thank you (UAE).
- Nice teaching session (Nigeria).
- Excellent. Great respect to Dr Khan's teaching (Yemen).
- One of the best MSK session (Pakistan).
- Excellent cases, excellent description (Pakistan).
- Focused MR knee teaching (Malta).
- It's perfect (Pakistan).
- Great teaching (Pakistan).
- Nice talk (Saudi Arabia).
- Awesome (Malaysia).
- I like his way of teaching patiently (Pakistan).





=====XX=====XX=====